

FRAME REFLECTOR


PFR1120 / PFR1520

Perfect for on location and in studio photo/video shoot. Reflects the light the way you want them. Available in different fabric to give warmer or stronger tone.

- FABRIC Color
- 1.1M x 2.0M(43"x79") / 1.5M x 2.0M (59"x79")
- Silver/White
 - Gold/White
 - Gold/Silver
 - Black/White
 - Diffuser
- 1.5M x 2.0M (59"x79")
- Chromakey



5. After fabric has been fully attached. Place the crossbar to the mid-section of the frame (non-velcro covered) then clap it in place.



6. With crossbar handle, simple and easy connecting and disconnecting is possible.




7. (Optional) Mount the griphead to the center of the crossbar, then place it on top of a light stand.

SIZE / WEIGHT (exclude bag)

PFR 1120	1.1M x 2.0M(43"x79") / 3.6KG (8 lb)
PFR 1520	1.5M x 2.0M (59"x79") / 4.2KG (9.2 lb)



1x Frame, 1x Crossbar, 2x Crossbar Handle, 1x Griphead and 1x Fabric of your chose.



1. Connect the frame segments. Elastic cord within the frame will guide you, makes it easy to assemble.



2. This is how it should look after all the frame segments have been connected.



3. Attach the fabric with velcro to the frame in a wrapping motion.



4. Attach the fabric one side at a time then proceed to other side.

FRAME BUTTERFLY

PFB2424

Softly shield the direct harsh sunlight. Softens the hard flash light.



SIZE / WEIGHT (exclude bag)

PFB 2424	2.4M x 2.4M (95"x95") / 5.1KG (11 lb)
----------	---------------------------------------



Thank you for choosing FOMEX lighting systems



SUN DIFFUSOR

PSD0911 / PSD1317

Softens the harsh light overhead, achieving the picture you want. Frame made with duralumin, provide extra lightness and durability. Great for on location shoot



2. Slide each rod, half way into each side of the fabric.



4. Pull down the halfway placed fabric all the way towards the frame body.



6. Using the connecting clamp, connect the "U" frame to the boom stick.




- FABRIC Color
- 0.9x1.1M (36"x43")
 - Diffuser
 - Black Scrim
- 1.3x1.7M (51"x67")
- Diffuser

1x "U" Frame (1x Frame body + 2x Rod)
1x Boom Stick, 1x Connecting Clamp
1x Bag, 1x Fabric.

Dedicated bag for PERI BOUNCE Sun Diffuser comes with a shoulder sling and hand strap for easy storage and carry.

SIZE / WEIGHT (exclude bag)

PSD0911	0.9M x 1.1M (36"x43") / 1.7KG (3.7 lb)
PSD1317	1.3M x 1.7M (51"x67") / 1.9KG (4.2 lb)



1. Connect the segmented frame. Elastic cord within the frames will guide you.



3. Place the rod at each connecting point and tilt the angle of entry of the rods at (approx. 15degree angle) to the frame body then insert to complete the full "U" Frame



5. Attach the fabric with velcro to the frame body, in a wrapping motion.




REFLECTOR

PBR1117 / PBR1521

Perfect for on location and in studio photo/video shoot. Reflects the light the way you want them. Available in different fabric to give warmer or stronger tone.



1x Frame, 2x Crossbar with handle, 1x Bag, 1x Fabric.
*Model PBR 1521 has 3x Crossbar with handle



1. Straighten the frame by connecting the frame segment. Elastic cord within the frame will guide you to respective segments.




2. Insert the connected frame (rod) into each side of the fabric.



3. Slide the frame rods all way to the each repeated side.



4. Place the crossbar to the exposed frame part.



5. Clip on to fixate the crossbar to the frame.

Dedicated bag for PERI BOUNCE Reflector comes with a shoulder sling and hand strap for easy storage and carry.



- FABRIC Color
- 1.1x1.7M (43"x67") / 1.5x2.1M (59"x82")
 - Silver/White
 - Gold/White
 - Gold/Silver
 - Diffuser
 - Black Scrim
 - Silver-Gold Stripe/Silver
 - Silver-Gold Stripe/Silver-White Stripe

SIZE / WEIGHT (exclude bag)

PBR 1117	1.1M x 1.7M (3'6"x5'6") / 2.8KG (6.2 lb)
PBR 1521	1.5M x 2.1M (4'9"x6'9") / 4.3KG (9.5 lb)